



VANS

ARB ACCESSORIES RANGE



4X4 ACCESSORIES

arbeurope.com

CONTENT

ARB BASE RACK	4
ARB BASE RACK ACCESSORIES	6
AIR LOCKER	12
MODULAR ROLLER DRAWER SYSTEMS	14
ARB SLIDE KITCHEN	16
ROOFTOP TENTS	18
ELECTRIC COOLBOXES	22
ELECTRIC COOLBOXES ACCESSORIES	25
AWNINGS & ACCESSORIES	26
CAMPING ACCESSORIES	28
ARB DRIVING LIGHTS & BAR	30
SMARTBAR SPARTANBAR FOR VW CRAFTER 2017+	32
SMARTBAR REAR PROTECTION BAR FOR VW CRAFTER 2017+	33
AIR SYSTEMS	34
RECOVERY EQUIPMENT	36
LINX	38
DUAL BATTERY SOLUTIONS	39
REDARC SYSTEMS & ACCESSORIES	40
SOLAR RANGE	40
REDARC BCDC BATTERY CHARGERS	41
REDARC SMART BATTERY MONITOR	41



ARB BASE RACK

FEATURES

- Two-piece, fully welded construction for superior strength and rigidity
- Ultra sleek, low-profile design
- Cast aluminium cross beam formation
- Unique dovetail mounting extrusion offers greater versatility, flexibility and speed in accessory placement and attachment
- Dovetail design means less dirt entrapment (easy cleaning)
- LED light bar, smaller auxiliary light, awning, lift jack and roller installation possible
- Removable end caps allow access to channel for installing hidden electrical cables for roof lighting and solar
- Guard rail option for safer cargo transport
- Wind deflector option for reduced noise
- Textured black powder-coat finish
- Various fixing points and mounting brackets enable you to attach multiple accessories
- Advanced cable management



SIDE BEAM

MAIN BEAM



- Part No:** 1780630 for 2,415mm long
- Part No:** 1780640 for 2,705mm long
- Part No:** 1780650 for 2,995mm long

TRADE RAILS

Great for loading long items such as timber and ladders with an optional roller kit to help glide long or awkward items onto the rack.



TWO-PIECE FULLY WELDED CONSTRUCTION

MAKE	MODEL	YEAR CODE	HEIGHT	LENGTH/WB	RACK SIZE (MM)	RACK PART NUMBER	FITTING KIT PART NUMBER
Ford	Transit	2013-on	H1,H2,H3	L2, L3, L4	2,125×1,445	1770100	17929010
Ford	Transit	2013-on	H1,H2,H3	L3,L4	2,125×1,445	1770100	17929020
Ford	Transit	2013-on	H1,H2,H3	L3,L4	2,705×1,445	1770130	17929030A & 17929030B
Ford	Transit Custom/Tourneo	2013-on	H1	SWB	2,125×1,445	1770100	17929040
Ford	Transit Custom/Tourneo	2013-on	H1	LWB	1,835×1,445	1770090	17929050
Ford	Transit Custom/Tourneo	2013-on	H1	SWB	2,705×1,445	1770130	17929060A & 17929060B
Ford	Transit Custom/Tourneo	2013-on	H1	LWB	2,995×1,445	1770140	17929070A + 17929070B
Ford	Transit Custom	2023-on	H1	SWB	2,125×1,445	1770100	17929060
Ford	Tourneo	2023-on	H1	LWB	2,705×1,445	1770130	17929100 A & B
Ford	Transit Custom	2023-on	H1	L1	2,125×1,445	1770100	17929090
Ford	Transit Custom	2023-on	H1	L2	2,705×1,445	1770130	17929100 A & B
Volkswagen	Crafter	2017-on	H1 & H2	All	1,545×1,445	1770080	17970030
Volkswagen	Crafter	2017-on	H1 & H2	All	2,125×1,445	1770100	17970040
Volkswagen	Crafter	2017-on	H1 & H2	L2, L3, L4	2,995×1,445	1770140	17970050A & 17970050B
Volkswagen	Crafter	2006-17	H1 & H2	All	1,545×1,445	1770080	17965020
Volkswagen	Crafter	2006-17	H1 & H2	L2,L3,L4 only	2,995×1,445	1770140	17965040A & 17965040B
Volkswagen	Crafter	2006-17	H1 & H2	All	2,125×1,445	1770100	17965030
Volkswagen	Transporter T5/T6/T6.1 / Multivan/ Caravelle		H1	SWB	2,125×1,445	1770100	17970060
Volkswagen	Transporter T5/T6/T6.1 / Multivan/ Caravelle		H1	SWB	2,125×1,285	1770040	17970060
Volkswagen	Transporter T5/T6/T6.1 / Multivan/ Caravelle		H1	LWB	2,125×1,445	1770100	17970080
Volkswagen	Transporter T5/T6/T6.1 / Multivan/ Caravelle		H1	LWB	2,125×1,285	1770040	17970080
Volkswagen	Transporter T5/T6/T6.1 / Multivan/ Caravelle		H1	SWB	2,705×1,445	1770130	17970070A & 17970070B
Volkswagen	Transporter T5/T6/T6.1 / Multivan/ Caravelle		H1	LWB	2,995×1,445	1770140	17970090A & 17970090B
Mercedes	Sprinter	2006-on	H1 & H2	All	1,545×1,445	1770080	17965020
Mercedes	Sprinter	2006-on	H1 & H2	All	2,125×1,445	1770100	17965030
Mercedes	Sprinter	2006-on	H1 & H2	L2,L3,L4 only	2,995×1,445	1770140	17965040A & 17965040B
Toyota	HiAce	2019-on	H1	LWB (not SWLB)	1,545×1,445	1770080	17928010
Toyota	HiAce	2019-on	H1	LWB (not SWLB)	2,995×1,445	1770140	17928020A & 17928020B

BASE RACK ACCESSORIES

Make the most of your BASE Rack and your travels easier with a wide range of accessories.



Part No: 1780500

ROOF RACK LIGHT BAR

Unique reflector design, combo beam technology
EMC, R10, CE and RoHS certified, 130 watts



Part No: 17900100

WIND DEFLECTOR 1,455MM

Made from two-millimetre press-formed aluminium, significantly
reduces wind noise associated with roof racks



Part No: 1780480

LIGHT BAR DOVETAIL MOUNT KIT

Mount to the dovetail track at any location, suitable for mounting
small items up to 3.5 kilograms per pair



Part No: 1780520

AUXILIARY LIGHT

This 2.8-inch light is great for lighting up your campsite or
workspace, IP69K, 20 watts



Part No: 1780490

LIGHT BAR UNDER MOUNT

Suitable for mounting small items up to 3.5 kilograms per pair,
suitable for single-bolt, end-mount light bar and work lights



Part No: 1780240

AWNING BRACKETS (FIXED)

Allows fitment of ARB's awning range, easy to attach to the BASE
Rack, simply secure onto the dovetail track



BASE RACK

Part No: 1770100



Part No: 1780260

AWNING BRACKETS (QUICK-RELEASE)


Quick-release bracket allows your awning to be removed in no time
or moved to another position on the vehicle



Part No: 1780390

HEAVY-DUTY AWNING BRACKET

Designed to suit 270-degree awnings up to 25 kilograms, includes
integrates eye nut tie-down points



Part No: 1780420

NARROW BRIDGE PLATE MOUNT

Provides a strong and versatile attachment point, ideal for mounting
rooftop tents



With snap lock hooks

Part No: 1780385

Y-plate & ratchet, no eyebolt needed

Part No: 1780380

SPARE WHEEL Y-STRAP

Adjustable one-metre straps with 150-kilogram lashing capacity suit
most tyre sizes



»PREMIUM«

Part No: 1780280



»REGULAR«

Part No: 1780290

HIGH LIFT JACK HOLDERS

Allows easy fitment of a Hi-Lift™ Jack to your BASE Rack,
the Premium model's quick release makes loading and unloading
the jack easier

BASE RACK ACCESSORIES



Part No: 1780270
SHOVEL HOLDER

Suitable for 32 to 42-millimetre handle diameters with a five-kilogram weight capacity, the quick release system is fixed when not in use



Part No: 1780250
GAS BOTTLE HOLDER

Allows easy fitment of a gas bottle to your BASE Rack, suits gas bottles between two and nine kilograms



Single vertical
Part No: 1780320



Double horizontal
Part No: 1780350



Part No: 1780310
RECOVERY BOARD HOLDER

Allows easy fitment of recovery tracks onto the BASE Rack, suitable for use with MaxTrax and ARB TRED Pros




Part No: 1780370
RATCHET STRAPS

Three-metre by 25-millimetre polyester webbing with 200-kilogram lashing capacity



Single horizontal
Part No: 1780330
JERRY CAN HOLDER

Mounted either horizontally or vertically, allows easy fitment of one or two jerry cans to your BASE Rack and can attach to the dovetail track at any point using the solid aluminium clamps with forged steel eye nuts, strap included



Double vertical
Part No: 1780340



Part No: 1780360
ROLLER KIT

Allows easy and safe loading onto your BASE Rack of long and/or heavy items



Part No: 1780400 is prewired 6 wires
Part No: 1780410 is provision for 6 wires
WIRING KIT - PREWIRED

Wiring solution to neatly get wiring from inside the vehicle through the vehicle or canopy roof



Part No: 1780210
SPRING-LOADED TIE-DOWN (PAIR)


Provides a quick attachment and release lashing point for ratchet straps



Part No: 1780610 **ALLOY BLOCK SET** **Part No:** 1780200 **EYE BOLT TIE-DOWN**

Can attach to the dovetail on any location of the BASE Rack, supplied as a set of four powder-coated aluminium blocks

BASE RACK ACCESSORIES




Pair
Part No: 1780230

Single
Part No: 1780220

T-SLOT ADAPTOR

Using a T-slot channel, allows fitment of T-slot mounted accessories from a range of other manufacturers



Part No: 1780430
WIDE BRIDGE PLATE

Suitable for mounting aerials, sand flags, some beacons, RotopaX™ and round driving lights



Part No: 1780450
HORIZONTAL WIDE MOUNT

Provides a strong and versatile horizontal attachment point to the BASE Rack, suitable for items up to six kilograms per bracket



Narrow
Part No: 1780460



Wide
Part No: 1780470
VERTICAL NARROW MOUNT AND VERTICAL WIDE MOUNT

Suitable for mounting items up to three kilograms (narrow mount) or six kilograms (wide mount) per bracket



Part No: 1780440
HORIZONTAL NARROW MOUNT

Two brackets per kit including fasteners for mounting to the BASE Rack, suitable for mounting small items up to three kilograms per bracket



BASE RACK ACCESSORIES RANGE



FORD TRANSIT CUSTOM

AIR LOCKER

AIR LOCKER (REAR)

FEATURES

- Air Locker locking differentials will enhance the traction of your vehicle in just about any terrain, whether it's rock, clay, gravel, sand, snow or mud
- Increasing the handling and control of your vehicle, reducing chances of vehicle damage
- Reducing tyre wear, easier on the environment
- Replaces the factory internals in the rear differential
- Extremely tough and designed for extended life, far stronger than OE options (whether it be locked or unlocked)
- State-of-the-art two-piece design
- A superior locking mechanism versus all other locking differential competitors means that the Air Locker can be engaged at any speed and smoothly disengaged at the flick of a switch
- Advanced technology designed for heavy-duty commercial use provides piece of mind on your off road adventure
- Increased load capacity – suitable for vehicles with added accessories
- Convenient maintenance can be carried out, if necessary, with a full range of spare parts available
- Five-year warranty

AIR LOCKER PART NUMBER RD270 FITS:

- Ford Transit 2014+ with 35 spline, 4WD / RWD

AIR LOCKER PART NUMBER RD262 FITS:

- Mercedes-Benz Sprinter 2006+ with 30 spline
Drive shafts LHS A 906 350 3910 and RHS A 906 350 4010
- VW Crafter 2006-2017

RD262 - RING & PINION OPTIONS:

PART NUMBER	RING & PINION OPTIONS
100-023-01	MB SPR.W906 11x46-ring & pinion ratio 4.181 with 12-piece bolt
100-179-01	MB SPR.W906 11x48-ring & pinion ratio 4.363 with 12-piece bolt
100-078-01	MB SPR.W906 11x52-ring & pinion ratio 4.727 with 12-piece bolt
100-180-01	MB SPR.W906 13x48-ring & pinion ratio 3.692 with 12-piece bolt
100-082-01	MB SPR.W906 13x51-ring & pinion ratio 3.923 with 12-piece bolt



FORD TRANSIT



MERCEDES SPRINTER



Part No: RD262

MODULAR ROLLER DRAWER SYSTEMS

FEATURES

- Many set-up options, completely modular system
- More than 200 possible configurations for many vehicles
- Possible to stack drawers one on top of the other
- Modularity enables you to make easier changes in the future
- Side floor kits
- Three drawer height options, roller (sliding) floor option
- Anti-rattle design (for off road driving), key lockable
- Maximum weight 150 kg per drawer (75 kg for roller floor)

OPTIONS: of 150 kilograms per drawer (75 kilograms for roller floor)

INTERNAL DIMENSIONS

SPECS	RF945	RDRF945	RF1045	RD1045	RF1355	RD1355	RFH945	RFH1045	RFH1355	RD1730SM	RDRF1730SM	RDRF790
Complete Length (mm)	860	850	960	950	1,271	1,255	850	950	1,255	1,630	1,630	660
Complete Width (mm)	420	435	450	465	420	435	420	465	435	440	440	735
Complete Height (mm)	75	220	75	220	75	250	105	105	105	260	260	220

EXTERNAL DIMENSIONS

SPECS	RF945	RD945	RDRF945	RF1045	RD1045	RDRF1045	RF1355	RD1355	RDRF1355	RFH945	RFH1045	RFH1355	RD1730SM	RDRF1730SM	RDRF790
Complete Length (mm)	945	945	945	1,045	1,045	1,045	1,355	1,355	1,355	945	1,045	1,355	1,730	1,730	787
Complete Width (mm)	505	505	505	535	535	353	505	505	505	500	530	500	500	500	838
Complete Height (mm)	140	280	280	140	280	280	310	310	310	190	190	190	320	320	330

CARGO ORGANISERS



Part No: 10100377 (SMALL)

Part No: 10100378 (MEDIUM)

Part No: 10100379 (LARGE)



ARB SLIDE KITCHEN

FEATURES

- Designed to integrate with ARB drawer systems
- Main stainless surface: maximum weight of 30kg/25kgs spread evenly on large kitchen
- Safety flame-out technology and lid close gas shut-off
- Quick-connect, EU-approved, two-metre hose with EU-approved regulator type EN61
- Benchtap and utensils drawer including collapsible silicone sink (12 litres for RDKEU1355 and seven litres for RDKEU1045)



Part No: RDKEU1355



DIMENSIONS

Part No: RDKEU1355

KITCHEN VERSION	RDKEU1355 - LARGE (MM)	RDKEU1045 - SMALL (MM)
Exterior	1,355 (L) × 500 (w) × 310 (h)	1,045 (L) × 530 (W) × 280 (H)
Interior	1,250 (L) × 485 (W) × 190 (H)	
Benchtap	1,250 (L) × 485 (W)	
Internal small drawer	450 (D) × 345 (W) × 145 (H)	290 (W) × 450 (L) × 110 (H)
Optional replacement drawer	1,255 (L) × 490 (W) × 230 (H) – PN RDK1355DR	1,210 (D) × 445 (W) × 145 (H) – PN RDK1045DR
Stainless top dimensions total		930 (L) × 505 (W)
Small stainless section		505 (W) × 325 (L)
Large stainless section		505 (W) × 605 (L)



Part No: 10100392

KITCHEN BAG

Fits inside the Slide Kitchen between the cooker and the drawer
450mm (l) × 150mm (w) × 150mm (h)



Part No: RDK1355DR

RDK1355DR & RDK1045DR

Convert your Slide Kitchen with special drawer replacements

ROOFTOP TENTS



Part No: 802500

ALTITUDE ROOFTOP TENT FEATURES

- Simple push button operation, the tent opens and closes automatically with just a single touch
- Durable 2.5-millimetre thick top and bottom fibreglass shells with lightweight aluminium frame
- 20-kilogram roof load carrying capacity (lift while loaded)
- ARB lockable D-handle locks for a secure close
- Under rail recessed dual temperature LED lighting (white/amber)
- Altitude includes universal folded brackets for BASE Rack and cross bar fitments
- Quality insectproof mesh windows and doors
- Water drain holes in each external shell corner, designed and tested for use in four seasons
- 360-degree panoramic views, full sized double bed (1,370mm x 1,870mm)
- USB and USB-C chargers and 12-volt socket



DIMENSIONS

CLOSED	2,253mm (l) x 1,612mm (w) x 372mm (h)
OPEN	2,253mm (l) x 1,612mm (w) x 1,339mm (h)
MATTRESS	1,370mm (l) x 1,870mm (w) x 70mm (h)



ROOFTOP TENTS



ESPERANCE ROOFTOP TENT FEATURES

- Hard shell tent (ABS shell)
- Gas strut assisted opening
- Internal and external LED lighting
- Fabric of main tent: PU300mm, UV50+, PU-silver plating, polycotton canvas, 200gsm, flame resistant
- Fabric of rain cover: PU300mm, UV50+, PU-silver plating, Oxford
- Two side windows, one stargazing window and one entrance window
- **Weight:** 58kg

DIMENSIONS:

CLOSED	1,235mm (l) × 1,500mm (w) × 300mm (h)**
OPEN	2,700mm (l) × 1,500mm (w) × 1,180mm (h)
MATTRESS	2,000mm (l) × 1,350mm (w) × 40mm (h) (2 adults & 1 child)

Part No: 802200



Annexe (not included) provides additional living space, privacy, protection and extra sleeping space.

Part No: 804200

FLINDERS ROOFTOP TENT FEATURES

- Low profile when packed
- Simple set up and pack up
- Aluminium sliding ladder with 120-kilogram rating
- Three entry doors, one skylight and one all-weather ventilation port
- Internal curved telescopic poles for easy set-up
- Midgeproof mesh on windows
- Internal 300 lumen LED lamp with two USB sockets
- 300gsm polycotton rip-stop canvas and 420D Oxford polyester fly for sunroof and window
- Outer grey cover: 600gsm heavy-duty PVC cover with no need to remove
- ABS-laminated and insulated aluminium internal frame
- **Weight:** approx. 58kg (dry) (54kg & 4kg ladder)

DIMENSIONS:

PACKED	1,400mm (l) × 1,200mm (w) × 200mm (h) (300mm with ladder)
OPEN	1,400mm (l) × 2,400mm (w) × 1,400mm (h)
MATTRESS	50mm high-density foam



Part No: 803300

SIMPSON III ROOFTOP TENT FEATURES

- Soft shell tent
- Comes with included annexe and aluminium ladder
- Midgeproof mesh on windows
- Shoe pockets
- 300gsm polycotton canvas shell
- 300D oxford polyester flysheet PU-coated 1,000-millimetre water head
- Super strong aluminium base with foam insulation covered with ABS wrapping
- 25-millimetre by 1.2-metre super strong anodised aluminium pole
- Four-millimetre thick steel braced hinges for superior strength
- 900gsm PVC UV treated cover with welded joints
- Bedding can be stored inside when folded up
- Optional 300 lumen internal light (with 25-millimetre tubing) with two USB port
- **Weight:** approx. 80kg (dry, annexe & ladder)

DIMENSIONS:

CLOSED	1,200mm (l) × 1,400mm (w) × 300mm (h)
OPEN	2,400mm (l) × 1,400mm (w) × 1,300mm (h)
MATTRESS	65mm high-density foam (with removable cover)



Part No: 803103

ELECTRIC COOLBOXES

ZERO ELECTRIC COOLBOX FEATURES

- Recessed carry handles and tie-down points
- Side opening lid for 60, 69 and 96-litre sizes
- Digital display for each zone
- App connectivity via Bluetooth
- Quick-release detachable lid
- Internal LED light
- Dual independently controlled cooling zones (dual-zone models only)
- Versatile removable internal basket system
- Highly efficient, variable speed compressor with boost rapid cooldown
- Provision for tall items/bottles
- USB five-volt, 3,000-megaamp outlet
- Power supply dual front and rear DC (12/24 volts) and front AC (110 volts) with battery protection



"Free-Cooler-App"



DIMENSIONS

ZONES	VOLUME (L)	PART NUMBER	WEIGHT (KG)	EXTERNAL DIMENSION (MM)	CONSUMPTION
SINGLE	36	10802363	22.2	675 (l) x 423 (w) x 436 (h)	0.8 Ah*
SINGLE	44	10802443	21.6	675 (l) x 423 (w) x 496 (h)	0.8 Ah*
SINGLE	60	10802603	24.6	755 (l) x 469 (w) x 496 (h)	0.8 Ah*
DUAL	69	10802693	28.3	755 (l) x 469 (w) x 564 (h)	2.9 Ah*
DUAL	96	10802963	32.9	935 (l) x 548 (w) x 509 (h)	3.1 Ah*

*DC12V set at 5°C, 32°C ambient temperature

ACCESSORIES: Transit Bags

- Part No: 1090055-36L
- Part No: 1090051-44L
- Part No: 1090052-60L
- Part No: 1090053-69L



Part No: 1090054-96L



A ↑ G F



Part No: 10802363

A ↑ G F



Part No: 10802443

A ↑ G D



Part No: 10802693

A ↑ G F



Part No: 10802603

A ↑ G E



Part No: 10802963

ELECTRIC COOLBOXES

ELEMENTS ELECTRIC COOLBOX FEATURES

- Stainless steel exterior, anodised aluminium latches, UV-resistant trim
- Suitable for extreme conditions
- Front opening lid
- Innovative strut holds the lid open in any position
- Touchpad control panel: backlit, weatherproof, pin code protected
- Unique magnetic lock prevents unauthorised access or tampering with settings
- Built-in padlock recess for additional security
- Reversible basket with removable divider
- Slimline LED rear-facing interior light
- Increased coolbox cabinet insulation thickness
- Built-in 12/24-volt DC/100-240-volt AC power
- Cooling capacity: -18°C to +10°C



Part No: 10810603

VOLUME (L)	PART NUMBER	WEIGHT (KG)	EXTERNAL DIMENSION (MM)	CONSUMPTION
60	10810603	31.8	440 (h) × 490 (w) × 820 (d)	0.89 Ah*

* Average power consumption tested at 12V DCC.

CLASSIC SERIES II ELECTRIC COOLBOX FEATURES

- Tough steel outer casing (powder-coated, robust zinc steel cabinet)
- Control panel: backlit, dimmable LED temperature display, buttons illuminate upon touch
- Separate compartment for fruit and dairy products
- Internal LED light with magnetic switch
- Built-in 12/24-volt DC/100-240-volt AC power, integrated battery protection system
- Module wireless monitoring and control via compatible Bluetooth-enabled devices (Cooler Connect App, LINX)
- Cooling capacity: -18°C to +10°C



Part No: 10801473

VOLUME (L)	PART NUMBER	WEIGHT (KG)	EXTERNAL DIMENSION (MM)	CONSUMPTION
35	10801353	20.7	428 (h) × 380 (w) × 705 (d)	0.85 Ah*
47	10801473	21.6	508 (h) × 380 (w) × 705 (d)	0.85 Ah*

* Average power consumption tested at 3°C cabinet temperature, 26°C - 31°C ambient temperature range, test duration of 66 hours and supply voltage of 12V DCC.

ACCESSORIES



Part No: 10900047 (ZERO 36/44)

Part No: 10900048 (ZERO 60/69)

Part No: 10900040 (ELEMENTS)

Part No: 10900021 (CLASSIC 35/47)

COOLBOX SLIDE



Part No: 10900049

PORTABLE BATTERY PACK

Capable of keeping the coolbox cold for up to 18 hours (15Ah lithium battery)



Part No: 10900027

COOLBOX WIRING KIT

Consisting of six metres of six-millimetre gauge auto cable, preassembled with in-line fuse and eight-millimetre eyelets



Part No: CABRUN

ARB CABLE GUIDE

Stops your coolbox cables getting jammed in your drawer runners



Part No: 10900046 (ZERO)



Part No: 10900038 (ELEMENTS)



Part No: 10900010 (CLASSIC)

TIE-DOWN KIT

Special tie-down system designed for semi-permanent or temporary securing of ARB coolboxes



Part No: LK01A

TRACK AND LOAD RING SET (PAIR)

Special load ring with rail for Tie-Down Kits

AWNINGS & ACCESSORIES

FEATURES

- Self-standing, takes 30 seconds to set up
- Awning height adjustable with telescopic legs
- 300GSM PU-coated polycotton rip-stop canvas, waterproof and UV protected
- Comes in a PVC bag or powder-coated aluminium case with ARB Touring logo
- Durable protection and anti-wear points – sets all ARB Awnings above the competition
- Included dual colour lighting options with dimming control
- Matched aluminium poles with nylon cuff joins



Part No: 814412



Part No: 814408



Part No: 814300

Part No: 814406

Part No: 814407

AWNING SIZE (MM)	PART NUMBER	HOUSING	LIGHT	WEIGHT (KG)
1,250×2,100	814300	Heavy-duty PVC	Not included	6
2,000×2,500	814406	Heavy-duty PVC	Installed	13.2
2,500×2,500	814407	Heavy-duty PVC	Installed	14.8
2,500×2,500	814408	Aluminium (Silver)	Installed	17.2
2,500×2,500	814412	Aluminium (Black)	Installed	16
3,000×3,000	814415	Aluminium (Black)	Installed	19.5

ALCOVE SIZE (MM)	PART NUMBER	WEIGHT (KG)
2,000	813209	3.5
2,500	813109	3.5

DELUXE AWNING ALCOVE (2M & 2.5M)

Expanding ARB Touring's extensive line-up of premium camping and remote area travel accessories is the all-new Deluxe Awning Alcove.

Grounded on the desire from modern-day campers for increased comfort and convenience, the Deluxe Awning Alcove provides a practical solution to protect you from the elements in many applications and environments, including as an enclosed shelter for your swag.



Part No: 813109 & 813209



DELUXE AWNING ALCOVE (2M & 2.5M) CONT

- Rear wall can be unzipped to provide access to the vehicle rear door or canopy side window
- Mesh pocket removable ladder organiser
- Two zippered ports located in the top corners for power cable access
- Power cord guides in roof corners keep cables and wires tidy and safe
- Can accommodate awning heights from 1.9 metres to 2.1 metres from ground level
- Cross flow ventilated mesh roof
- Fine midgeproof mesh side panels
- Nylon stuff sack, two guy ropes and six pegs included



Part No: 813108-2500×2500

Part No: 813108-2000×2500

Part No: 813110-3000×3000

WIND BREAK

- Designed to angle out from ARB touring awnings, wind breaks offer additional protection from the wind and rain or extra shade and sun protection
- Manufactured from lightweight PU-coated 300gsm polycotton canvas

PART NUMBER	DESCRIPTION
813400	Wind Break - Side
813102	Wind Break - Front (2,500mm)
813202	Wind Break - Front (2,000mm)
813300	Wind Break - Front (1,250mm)



CAMPING ACCESSORIES



ARB BASE CAMP CHAIR

The ARB Base Camp Chair features a sturdy, sleek black steel frame with contrasted charcoal cross bars.

Part No: 10500151



Part No: 10500200

FIRE PIT

The campfire – it's a staple piece of almost every camping set-up. Dimensions when set up: 600mm (l) x 496mm (w) x 300mm (h)

ARB PINNACLE CAMP CHAIR

The ARB Pinnacle Camp Chair features a sturdy, sleek black steel frame with contrasted charcoal brackets and a quick-release bracket on the rear, making it easy to fold down when you're ready to pack up.

Part No: 10500161



Single

Part No: SDS102



Double

Part No: SDS200

SWAGS

The SkyDome range includes both single and double configurations and can be purchased with the optional Boot Swag to keep footwear and other gear dry and away from the elements.



ARB PINNACLE CAMP TABLE

Made from black aluminium with contrasted charcoal cross bars, it holds 30 kilograms and the adjustable legs mean the height can be increased from 79 to 99 centimetres.

Part No: 10500171



Part No: 10500140

STRETCHER

The ARB Stretcher features a quick-fold design for an almost instant set-up and can be just as easily packed down and stored in a durable nylon bag until your next Adventure. Includes both single and double configurations, can be used under Swag.



Double

Part No: 10500181



Part No: 10500095

JUMP STARTER

Perfect for camping, the family vehicle, a boat, a motorcycle or even a used car yard, the lithium-powered Jump Starter has plenty of power to start a 12 volt.



Part No: ARB4210

HANGING ORGANISER

Grounded on the growing need for convenient storage and organisation during your remote camping area travels



Part No: 814450

ENSUITE ROOM WITH FLOOR

Constructed from silver-coated, waterproof and UV-protected 200GSM canvas and including integrated dual colour lighting, five pockets and pegs, the Ensuite Room With Floor is height adjustable and can be used with or without the roll-out roof.



Part No: OTSBLA400 (Black)

ONTAP PORTABLE CAMPING SHOWER

Part No: OTSGRE400 (Green)

Manufactured in Australia with a seven-function spray nozzle, four-metre power cord and maximum 4.5-amp draw, providing up to five minutes of shower. Dimensions: 348mm (l) x 179mm (w) x 460mm (h)

STORMPROOF BAGS



Part No: 10100300 (SMALL)



Part No: 10100330 (MEDIUM)



Part No: 10100350 (LARGE)

ARB DRIVING LIGHTS & BAR



Part No: ARBVX17B

ARB INTENSITY IQ

Fully E-Mark approved all-in-one light with multiple light control including driving light, work light, courtesy light and light fading function



Part No: SJB36F

Part No: SJB36S

Part No: SBJ21F

Part No: SBJ21F

ARB INTENSITY SOLIS

LED lights available in flood and spot with variable light output selection at 5%, 25%, 50%, 75% and 100%



Part No: SJB21EUX2

ARB INTENSITY SOLIS 21 EU SPEC

Unique LED lights with EU driving light R149 CE certification and off road high-beam capability in one light with special switch



Part No: PM411

Part No: PM431

Part No: PM451

NACHO QUATRO 4

New off road driving lights, R10 certified

BUSHRANGER DRIVING LIGHTS & BARS



Part No: NHX180VLI

Part No: NHX230VLI

NIGHT HAWK VLI SERIES LED DRIVING LIGHT

Variable light intensity driving lights with seven brightness settings to choose from and light the way ahead

Part No: NHX230VBP

Part No: NHX230VCT

NIGHT HAWK VPB & VCT SERIES

VPB - Variable Beam Pattern - flood and spot changes at one light
VCT - Variable Colour Temperature - from 3,000K to 6,000K colour temperature change



Part No: See table below

Part No: NHW20VLI

BUSHRANGER NIGHT HAWK LED VLI BARS

Large range of variable light intensity LED bars from 5.5 inches up to 55 inches with high-output OSRAM LEDs and extruded 6061 body, versatile installation options

PART NO.	POWER (W)	LED QTY	LUMENS	WEIGHT (KG)	OVERALL LENGTH (MM)
NHT055VLI	13	3	910	0.5	141
NHT130VLI	39	9	2,750	1.1	333
NHT170VLI	52	12	3,670	1.35	429
NHT205VLI	63	15	4,590	1.6	525
NHT245VLI	78	18	5,510	1.85	621
NHT280VLI	90	21	6,420	2.1	717
NHT320VLI	102	24	7,340	2.35	813
NHT395VLI	129	30	9,180	3	1,005
NHT435VLI	141	33	10,100	3.25	1,101
NHT510VLI	170	39	11,940	3.75	1,292

SMARTBAR SPARTANBAR FOR VW CRAFTER 2017+



With parking distance control
Part No: SA275BL275

Without parking distance control
Part No: SA276BL275

SMARTBAR SPARTANBAR

- Made from UV-stabilised polymer and with hollow construction
- Unique Ability to absorb an impact and then return (bounce back) to original shape
- Can compress up to 85% of its width and return to 95% of its shape within minutes
- Alternative to a OE bumper with better durability
- Safer, almost no added weight
- Easy installation as a full bar replacement
- The elastic design protects vital engine components, reducing the risk of immobilisation
- Lighter bar design reduces running costs (tyre, suspension, fuel and break wear)
- Compatible with air bags, a range of spotlights, UVP and recovery points
- Manufactured and designed in Australia
- Fitted weight of 53 kilograms

SMARTBAR REAR PROTECTION BAR FOR VW CRAFTER 2017+



Black colour
Part No: RB032BL032

Safety yellow colour
Part No: RB032SY032

SMARTBAR REAR PROTECTION BAR

- Made from UV-stabilised polymer and with hollow construction
- Unique ability to absorb an impact and then return (bounce back) to ORIGINAL SHAPE
- Can compress up to 85% of its width and return to 95% of its shape within minutes
- Safer, almost no added weight, no corrosion
- Easy installation
- Lighter design reduces running costs (tyre, suspension, fuel and break wear)
- Fitted weight of 33 kilograms
- Bar adds 230 millimetres to vehicle length
- Compatible with all VW Crafter on-board safety systems, rear parking sensors and camera
- Rated to a safe working vertical load of 200 kilograms
- Suits 4motion, FWD and other vehicle specification

AIR SYSTEMS



Part No: CKSA12

ARB ON-BOARD AIR COMPRESSORS

ARB's On-Board Air Compressor line includes three different sizes - small, medium and twin. The medium and twin sizes have 12-volt and 24-volt options.



Part No: CKMA12

Part No: CKMA24



Part No: CKMTA12

Part No: CKMTA24



Part No: CKMP12V2

Part No: CKMTP12

Part No: CKMTP24

ARB PORTABLE AIR COMPRESSORS

ARB's Portable Air Compressors are very popular especially for camping and outdoor applications.



AIR SYSTEM SET-UP IN THE VEHICLE



Part No: 171507

ALU AIR TANK

ARB's own-built air tank for all Air System applications.



Part No: 501010

BRACKET COMPRESSOR UNI

Universal bracket to help ARB compressor fitting to the various vehicles.



Part No: 3501050

UNI SWITCH COUPLING BRACKET

Bracket for compressor switch and easy drawers side kit connection mounting.



Part No: 171302V2

ARB PUMP-UP KIT

High-temperature seven-metre air hose with US standard fittings



Part No: 171503

MANIFOLD KIT

Used with LINX pressure control unit



Part No: 0740201 - 0740206

HOSE REINFORCED JIC-04

740201	JIC-04 0.3M 1PK	740204	JIC-04 1.5M 1PK
740202	JIC-04 0.5M 1PK	740205	JIC-04 2M 1PK
740203	JIC-04 1M 1PK	740206	JIC-04 3M 1PK



Part No: ARB601

TYRE INFLATOR DIGI

Inflate, deflate and measure with accuracy to +/-1psi @ 25-75psi



Part No: ARB605A

TYRE INFLATOR

Inflate, deflate and measure



Part No: ARB505

E-Z DEFLATOR PSI

Allows for removal of the valve core for rapid tyre deflation



Part No: ARB510

E-Z DEFLATOR DIGI

Makes tyre deflation even easier thanks to accuracy of up to +/-1psi @ 15-75psi



Part No: ARB506

AIR PRESSURE GAUGE PSI/BAR

Especially designed for PSI tyre measurements and adjustments



Part No: ARB606

INFLATOR WAND PUSH-ON

Designed for applications where along reach chuck at special wheels and rims



Part No: ARB4297

INFLATOR CASE BLACK SERIES II

Special transport case to carry all Air System accessories



Part No: 0830001

PRESSURE CONTROL

Control your tyre pressure via your cell phone app with pressure control regulator

RECOVERY EQUIPMENT



Part No: ARB705 (8,000KG)
Part No: ARB710 (11,000KG)
Part No: ARB715 (15,000KG)

RECOVERY STRAP

Snatch straps are similar to a tow rope but designed to stretch under load for increased performance and safety



Part No: ARB720 (4,500KG)
Part No: ARB725 (8,000KG)

WINCH EXTENSION STRAP

Winch extension straps are lightweight and non-stretch, perfect for extending the length of your winch's cable



Part No: ARB730 (3M)
Part No: ARB735 (5M)

TREE TRUNK PROTECTOR

When using a tree as an anchor point in a recovery situation, using a Tree Trunk Protector instead of wrapping a cable, rope or chain around it prevents potential damage to both your equipment and the tree



Part No: RK9A
PREMIUM RECOVERY KIT

Includes: snatch strap, tree truck protector, winch extension strap, recovery dumper, gloves, shackles and snatch block. CE Certified.



Part No: RK11A
ESSENTIALS RECOVERY KIT

Includes: snatch strap, tree truck protector, gloves, shackles and snatch block. CE Certified.



Part No: RK12A
WEEKENDER RECOVERY KIT

Includes: snatch strap, gloves, shackles and snatch block. CE Certified.



Part No: GLOVEMX
ARB RECOVERY GLOVES

Made from high-quality synthetic materials to reduce abrasion and wear, as well as increase hand comfort



Part No: ARB2018
SOFT CONNECT SHACKLES

Rated to 14.5 tonnes, securely connect your recovery gear together. CE Certified.



Part No: 72X10
BUSHRANGER X JACK

The patented two-way inflation system can utilise exhaust or portable air compressor inflation to provide added control in rate and extent of lift required. CE Certified.



Part No: TREDPROBB
TRED RECOVERY BOARDS

Specially designed for when you find yourself stuck off the beaten track without any help in sight – TRED Pro is the ultimate recovery device to get you out of trouble when traction is lost in even the toughest of conditions, whether it be in sand, mud or even snow.



Part No: TREDPROMGO



Part No: RWC120S
Part No: RWC120W

COVERT WINCH

Australian designed 4x4 winch without an externally mounted control box, 10,000 and 12,000-pound options, ultra-efficient all-in-one motor control unit and paired to a tuned 5.7-horsepower 12-volt motor.



Part No: RWR100S
Part No: RWR120S
REVO WINCH SYNTHETIC

Premium motor design, clockable motor housing, multi-mount control box, no-lift clutch, CE Certified, IP67



Part No: 10100020A
SNATCH BLOCK ULTRA LIGHT

ARB snatch blocks feature side plates that sit snug against the pulley, eliminating the possibility of the winch cable becoming trapped in between.



Part No: TGTLLVLPKRD
TRED GT LEVELLING PACK

The TRED GT Levelling Pack has been designed to safely and easily level your caravan, motorhome or trailer.

LINX

LINX is a unique modern controller that declutters the dashboard and centralizes the command of vehicle accessories by replacing classic switches, gauges and monitors with one sleek and smart driver interface. Built on an expandable platform, LINX continues to evolve with new options and improvements.



Part No: LX100



- Simple control over mobile display
- Possible to connect Air Lockers, compressors, other pressure control devices, tyre pressure monitoring system, lights, electric coolboxes & batteries Possible to connect non-ARB products
- Supplied with 6 pre-installed modules and 6 free switchboard



Part No: 7450107

PRESSURE CONTROL KIT HIGH FLOW

LINX Pressure Control Kit gives you the hardware for inflation and deflation of either tires or Air Suspension



Part No: various part numbers

A-PILLAR BRACKET

Special designed bracket to easy fit LINX into various vehicles.

DUAL BATTERY SOLUTIONS

Whether it's to keep a few luxuries powered up on your next weekend away or to power a large setup on a long trip, ARB has a wide range of batteries and battery solutions that will keep you going.

From auxiliary battery systems to provide peace of mind and allow you to power additional accessories without the risk of flattening the main battery, to chargers and batteries, ARB has a wide range of batteries and battery solutions that will keep you going.



Part No: 4200010

AUXILIARY BATTERY BOX, UNIVERSAL TUB MOUNT

Manufactured from 2 mm powder coated steel, these auxiliary battery trays & steel boxes are available on their own or as part of a complete kit.

Part No: 4300020

WIRING KIT, BATTERY TRAY BCDC INCLUDES 50A MIDI FUSE

Special wiring kit to connect dual battery system with battery BCDC charger with 50 A Midi fuse. Kit contains various wiring and connectors.



REDARC SYSTEMS

Charge and maintain your secondary battery by incorporating AC, DC and solar inputs. Monitor state of charge, time remaining and current flow via RedVision display and Bluetooth in the RedVision app.



Part No: TVMS1240

TVMS ROGUE

- 10 10-amp dimmable outputs
- Eight inputs allow for use with physical switches
- Compact size
- On-board smart fuses
- Streamlined installation and configuration
- Fully programmable
- Accurate analogue tank level inputs



Part No: BMS1230S3R-EU

THE MANAGER30 WITH REDVISION DISPLAY

- Complete battery management
- Both RedVision display screen and mobile phone connectivity
- 30-amp charger
- Operates like six separate products and charges auxiliary



Part No: DISP4300-RC

REDVISION DISPLAY

- 4.3-inch colour display
- In-built Bluetooth to connect to the RedVision phone app



Part No: TVMS1280-DBV2-UK

TVMS PRIME

- Five 30-amp outputs for direct control of high-powered devices
- Five 10-amp outputs
- Easily accessible fuses
- Includes RedVision display
- Streamlined installation and configuration
- Fully programmable

ACCESSORIES

REDARC also offer a range of solar accessories including cables, adaptors and mounting brackets for easy installation and plug-and-play connection.



Part No: SRC0018



Part No: SRC0011

Part No: SRC0012



Part No: SMPMB0002

SOLAR RANGE

Portable folding panels available in 130 to 200-watt capacities. Also permanent fixed panels available in 60 to 180-watt capacities.

FIXED SOLAR PANELS

- Permanent, no-fuss solution
- Monocrystalline panels
- Double channel aluminium frame
- Tempered glass coating
- Fixed Solar Panels available in 60, 80, 120 and 180 watts



Part No: SMRP1060

Part No: SMRP1080

Part No: SMRP1120

Part No: SMRP1180

PORTABLE FOLDING PANELS

- Portable, compact and ultra lightweight
- Adjustable legs
- Monocrystalline cells
- Portable Folding Panels available in 130 and 200watts



Part No: SMFP1130

Part No: SMFP1200

REDARC BCDC BATTERY CHARGERS

No matter the battery type, REDARC have the ideal charging solution for your auxiliary battery with an advanced range of DC to DC battery chargers.



Part No: BCDCN1240 **Part No:** BCDCN1225

BCDC CORE DUAL INPUT

- Perfect DC to DC charging solution
- Suitable for in-cabin, canopy or battery box set-ups where dust and weatherproofing isn't required



Part No: BCDC1250D **Part No:** BCDC1240D **Part No:** BCDC1225D

BCDC CLASSIC DUAL INPUT

- Designed to withstand harsh environments such as dust, heat and vibration
- Suitable for under-bonnet installations
- Maximises the performance and life of your auxiliary battery
- Simultaneous DC and solar charging with Green Power Priority



Part No: BCDC2420

Part No: LFP2420

BCDC24V SINGLE INPUT

- Designed to charge 24-volt battery banks used for powering electric hydraulic pumps, tailgate lifters, spreader decks, ramps and sleeper cab air conditioning systems



Part No: BCDC1220

Part No: BCDC1220-IGN

BCDC DC ONLY

- Designed for installation in the engine bay
- Charges AGM, gel, calcium content, VRLA and standard lead acid batteries while driving
- Features multistage battery charging



Part No: BCDC1212S

BCDC TRAILER

- Easy installation into any typical trailer battery set-up
- Connect and charge directly through your trailer plug
- Ideal for trailers operating hydraulic pumps and winches, such as dump trailers, boat trailers, car trailers, liftgate trucks and camper vans

REDARC SMART BATTERY MONITOR



Part No: BSEN500

Keep track of your battery levels in real time. State of charge, time remaining and current flow are all at your fingertips.


500A SENSOR UNIT

- Accurate and real-time battery level tracking through the RedVision smartphone app
- Monitor state of charge, time remaining and current flow at your fingertips
- Cutting-edge Bluetooth 5.1 connectivity that guarantees reliability over longer distances







4X4 ACCESSORIES



WEBSITE



INSTAGRAM



FACEBOOK

ARB EUROPE S.R.O.
(HEAD OFFICE & WAREHOUSE)

P3 PRAGUE D1, HALA DC03
KUNICE 227, 251 63 KUNICE
CZECH REPUBLIC

T: + 420-323-040-900
E: sales@arbeurope.com
W: arbeurope.com

FIND YOUR CLOSEST DEALER
arbeurope.com/dealer-locator